

## STATEMENT OF APPROPRIATIONS, ALLOTMENTS, OBLIGATIONS, DISBURSEMENTS AND BALANCES

As at the Quarter Ending June 30, 2022

Department : Other Executive Offices  
 Agency/Entity : Anti-Red Tape Authority  
 Organization Code (UACS) : 26 043 0000000  
 Fund Cluster : 01 Regular Agency Fund


|   |                             |
|---|-----------------------------|
| x | Current Year Appropriations |
|   | Supplemental Appropriations |
|   | Continuing Appropriations   |

| Particulars   | UACS CODE        | Appropriations            |                         | Allotments          |                           | Current Year Obligations    |                            |                | Current Year Disbursements  |                            |                | Balances         |                        |                    |                            |
|---|------------------|---------------------------|-------------------------|---------------------|---------------------------|-----------------------------|----------------------------|----------------|-----------------------------|----------------------------|----------------|------------------|------------------------|--------------------|----------------------------|
|   |                  | Authorized Appropriations | Adjusted Appropriations | Allotments Received | Adjusted Total Allotments | 1st Quarter Ending March 31 | 2nd Quarter Ending June 30 | TOTAL          | 1st Quarter Ending March 31 | 2nd Quarter Ending June 30 | TOTAL          | Unreleased Appro | Unobligated Allotments | Unpaid Obligations |                            |
|   |                  |                           |                         |                     |                           |                             |                            |                |                             |                            |                |                  |                        | Due and Demandable | Not Yet Due and Demandable |
| I. Agency Specific Budget   |                  | 271,124,000.00            | 271,124,000.00          | 261,424,000.00      | 261,424,000.00            | 68,766,312.38               | 50,646,663.18              | 119,412,975.56 | 39,821,913.63               | 61,949,984.86              | 101,771,898.49 | 9,700,000.00     | 142,011,024.44         | 0.00               | 17,641,077.07              |
| General Administration and Support  | 1000000000000000 | 153,807,000.00            | 153,807,000.00          | 144,107,000.00      | 144,107,000.00            | 47,983,686.40               | 21,490,208.79              | 69,473,895.19  | 23,098,686.11               | 33,066,703.11              | 56,165,389.22  | 9,700,000.00     | 74,633,104.81          | 0.00               | 13,308,505.97              |
| General Management and Supervision  | 1000001000010000 | 153,807,000.00            | 153,807,000.00          | 144,107,000.00      | 144,107,000.00            | 47,983,686.40               | 21,490,208.79              | 69,473,895.19  | 23,098,686.11               | 33,066,703.11              | 56,165,389.22  | 9,700,000.00     | 74,633,104.81          | 0.00               | 13,308,505.97              |
| PS  |                  | 45,550,000.00             | 45,550,000.00           | 45,550,000.00       | 45,550,000.00             | 10,321,352.31               | 13,179,944.49              | 23,501,296.80  | 10,249,823.30               | 12,807,759.57              | 23,057,582.87  | 0.00             | 22,048,703.20          | 0.00               | 443,713.93                 |
| MOOE  |                  | 98,557,000.00             | 98,557,000.00           | 98,557,000.00       | 98,557,000.00             | 37,662,334.09               | 8,310,264.30               | 45,972,598.39  | 12,848,862.81               | 20,258,943.54              | 33,107,806.35  | 0.00             | 52,584,401.61          | 0.00               | 12,864,792.04              |
| CO  |                  | 9,700,000.00              | 9,700,000.00            | 0.00                | 0.00                      | 0.00                        | 0.00                       | 0.00           | 0.00                        | 0.00                       | 0.00           | 9,700,000.00     | 0.00                   | 0.00               | 0.00                       |
| Sub-Total, General Administration and Support   |                  | 153,807,000.00            | 153,807,000.00          | 144,107,000.00      | 144,107,000.00            | 47,983,686.40               | 21,490,208.79              | 69,473,895.19  | 23,098,686.11               | 33,066,703.11              | 56,165,389.22  | 9,700,000.00     | 74,633,104.81          | 0.00               | 13,308,505.97              |
| PS  |                  | 45,550,000.00             | 45,550,000.00           | 45,550,000.00       | 45,550,000.00             | 10,321,352.31               | 13,179,944.49              | 23,501,296.80  | 10,249,823.30               | 12,807,759.57              | 23,057,582.87  | 0.00             | 22,048,703.20          | 0.00               | 443,713.93                 |
| MOOE  |                  | 98,557,000.00             | 98,557,000.00           | 98,557,000.00       | 98,557,000.00             | 37,662,334.09               | 8,310,264.30               | 45,972,598.39  | 12,848,862.81               | 20,258,943.54              | 33,107,806.35  | 0.00             | 52,584,401.61          | 0.00               | 12,864,792.04              |
| FinEx (if Applicable)   |                  | 0.00                      | 0.00                    | 0.00                | 0.00                      | 0.00                        | 0.00                       | 0.00           | 0.00                        | 0.00                       | 0.00           | 0.00             | 0.00                   | 0.00               | 0.00                       |
| CO  |                  | 9,700,000.00              | 9,700,000.00            | 0.00                | 0.00                      | 0.00                        | 0.00                       | 0.00           | 0.00                        | 0.00                       | 0.00           | 9,700,000.00     | 0.00                   | 0.00               | 0.00                       |
| Operations  | 3000000000000000 | 117,317,000.00            | 117,317,000.00          | 117,317,000.00      | 117,317,000.00            | 20,782,625.98               | 29,156,454.39              | 49,939,080.37  | 16,723,227.52               | 28,883,281.75              | 45,606,509.27  | 0.00             | 67,377,919.63          | 0.00               | 4,332,571.10               |
| OO : Better government services delivery by institutionalization and implementation of effective and efficient policies and practices to reduce red tape and promote ease of doing business |                  | 117,317,000.00            | 117,317,000.00          | 117,317,000.00      | 117,317,000.00            | 20,782,625.98               | 29,156,454.39              | 49,939,080.37  | 16,723,227.52               | 28,883,281.75              | 45,606,509.27  | 0.00             | 67,377,919.63          | 0.00               | 4,332,571.10               |
| Ease of Doing Business and Efficient Delivery of Government Services Program  |                  | 117,317,000.00            | 117,317,000.00          | 117,317,000.00      | 117,317,000.00            | 20,782,625.98               | 29,156,454.39              | 49,939,080.37  | 16,723,227.52               | 28,883,281.75              | 45,606,509.27  | 0.00             | 67,377,919.63          | 0.00               | 4,332,571.10               |
| Monitor and Evaluate Compliance to RA 11032   | 3101001000010000 | 44,529,000.00             | 44,529,000.00           | 44,529,000.00       | 44,529,000.00             | 5,925,723.03                | 14,911,082.83              | 20,836,805.86  | 5,018,343.45                | 13,503,055.64              | 18,521,399.09  | 0.00             | 23,692,194.14          | 0.00               | 2,315,406.77               |
| PS  |                  | 16,409,000.00             | 16,409,000.00           | 16,409,000.00       | 16,409,000.00             | 4,577,853.26                | 8,757,506.11               | 13,335,359.37  | 4,477,433.21                | 8,369,590.70               | 12,847,023.91  | 0.00             | 3,073,640.63           | 0.00               | 488,335.46                 |
| MOOE  |                  | 28,120,000.00             | 28,120,000.00           | 28,120,000.00       | 28,120,000.00             | 1,347,869.77                | 6,153,576.72               | 7,501,446.49   | 540,910.24                  | 5,133,464.94               | 5,674,375.18   | 0.00             | 20,618,553.51          | 0.00               | 1,827,071.31               |
| Institutionalize Regulatory Management System and EODB Reforms  | 3101001000020000 | 39,267,000.00             | 39,267,000.00           | 39,267,000.00       | 39,267,000.00             | 6,427,440.24                | 5,841,593.54               | 12,269,033.78  | 5,701,415.49                | 6,326,913.89               | 12,028,329.38  | 0.00             | 26,997,966.22          | 0.00               | 240,704.40                 |
| PS  |                  | 10,516,000.00             | 10,516,000.00           | 10,516,000.00       | 10,516,000.00             | 5,108,508.24                | 5,407,491.76               | 10,516,000.00  | 5,102,429.73                | 5,411,321.34               | 10,513,751.07  | 0.00             | 0.00                   | 0.00               | 2,248.93                   |
| MOOE  |                  | 28,751,000.00             | 28,751,000.00           | 28,751,000.00       | 28,751,000.00             | 1,318,932.00                | 434,101.78                 | 1,753,033.78   | 598,985.76                  | 915,592.55                 | 1,514,578.31   | 0.00             | 26,997,966.22          | 0.00               | 238,455.47                 |
| Provide Legal Services and Public Assistance  | 3101001000030000 | 33,521,000.00             | 33,521,000.00           | 33,521,000.00       | 33,521,000.00             | 8,429,462.71                | 8,403,778.02               | 16,833,240.73  | 6,003,468.58                | 9,053,312.22               | 15,056,780.80  | 0.00             | 16,687,759.27          | 0.00               | 1,776,459.93               |
| PS  |                  | 14,884,000.00             | 14,884,000.00           | 14,884,000.00       | 14,884,000.00             | 5,000,482.26                | 6,022,363.99               | 11,022,846.25  | 4,864,921.98                | 5,946,351.11               | 10,811,273.09  | 0.00             | 3,861,153.75           | 0.00               | 211,573.16                 |
| MOOE  |                  | 18,637,000.00             | 18,637,000.00           | 18,637,000.00       | 18,637,000.00             | 3,428,980.45                | 2,381,414.03               | 5,810,394.48   | 1,138,546.60                | 3,106,961.11               | 4,245,507.71   | 0.00             | 12,826,605.52          | 0.00               | 1,564,886.77               |
| Sub-Total, Operations   |                  | 117,317,000.00            | 117,317,000.00          | 117,317,000.00      | 117,317,000.00            | 20,782,625.98               | 29,156,454.39              | 49,939,080.37  | 16,723,227.52               | 28,883,281.75              | 45,606,509.27  | 0.00             | 67,377,919.63          | 0.00               | 4,332,571.10               |
| PS  |                  | 41,809,000.00             | 41,809,000.00           | 41,809,000.00       | 41,809,000.00             | 14,686,843.76               | 20,187,361.86              | 34,874,205.62  | 14,444,784.92               | 19,727,263.15              | 34,172,048.07  | 0.00             | 6,934,794.38           | 0.00               | 702,157.55                 |
| MOOE  |                  | 75,508,000.00             | 75,508,000.00           | 75,508,000.00       | 75,508,000.00             | 6,095,782.22                | 8,969,092.53               | 15,064,874.75  | 2,278,442.60                | 9,156,018.60               | 11,434,461.20  | 0.00             | 60,443,125.25          | 0.00               | 3,630,413.55               |
| FinEx (if Applicable)   |                  | 0.00                      | 0.00                    | 0.00                | 0.00                      | 0.00                        | 0.00                       | 0.00           | 0.00                        | 0.00                       | 0.00           | 0.00             | 0.00                   | 0.00               | 0.00                       |
| CO  |                  | 0.00                      | 0.00                    | 0.00                | 0.00                      | 0.00                        | 0.00                       | 0.00           | 0.00                        | 0.00                       | 0.00           | 0.00             | 0.00                   | 0.00               | 0.00                       |
| Sub-Total, I. Agency Specific Budget  |                  | 271,124,000.00            | 271,124,000.00          | 261,424,000.00      | 261,424,000.00            | 68,766,312.38               | 50,646,663.18              | 119,412,975.56 | 39,821,913.63               | 61,949,984.86              | 101,771,898.49 | 9,700,000.00     | 142,011,024.44         | 0.00               | 17,641,077.07              |
| PS  |                  | 87,359,000.00             | 87,359,000.00           | 87,359,000.00       | 87,359,000.00             | 25,008,196.07               | 33,367,306.35              | 58,375,502.42  | 24,694,608.22               | 32,535,022.72              | 57,229,630.94  | 0.00             | 28,983,497.58          | 0.00               | 1,145,871.48               |
| MOOE  |                  | 174,065,000.00            | 174,065,000.00          | 174,065,000.00      | 174,065,000.00            | 43,758,116.31               | 17,279,356.83              | 61,037,473.14  | 15,127,305.41               | 29,414,962.14              | 44,542,267.55  | 0.00             | 113,027,526.86         | 0.00               | 16,495,205.59              |
| FinEx (if Applicable)   |                  | 0.00                      | 0.00                    | 0.00                | 0.00                      | 0.00                        | 0.00                       | 0.00           | 0.00                        | 0.00                       | 0.00           | 0.00             | 0.00                   | 0.00               | 0.00                       |
| CO  |                  | 9,700,000.00              | 9,700,000.00            | 0.00                | 0.00                      | 0.00                        | 0.00                       | 0.00           | 0.00                        | 0.00                       | 0.00           | 9,700,000.00     | 0.00                   | 0.00               | 0.00                       |
| II. Automatic Appropriations  |                  | 8,166,000.00              | 8,166,000.00            | 8,166,000.00        | 8,166,000.00              | 2,636,058.52                | 2,578,940.63               | 5,214,999.15   | 2,636,058.52                | 2,578,940.63               | 5,214,999.15   | 0.00             | 2,951,000.85           | 0.00               | 0.00                       |
| Specific Budgets of National Government Agencies  |                  | 8,166,000.00              | 8,166,000.00            | 8,166,000.00        | 8,166,000.00              | 2,636,058.52                | 2,578,940.63               | 5,214,999.15   | 2,636,058.52                | 2,578,940.63               | 5,214,999.15   | 0.00             | 2,951,000.85           | 0.00               | 0.00                       |


|   |                |                |                |                |               |               |                |               |               |                |              |                |      |               |
|---|----------------|----------------|----------------|----------------|---------------|---------------|----------------|---------------|---------------|----------------|--------------|----------------|------|---------------|
| Retirement and Life Insurance Premiums  | 8,166,000.00   | 8,166,000.00   | 8,166,000.00   | 8,166,000.00   | 2,636,058.52  | 2,578,940.63  | 5,214,999.15   | 2,636,058.52  | 2,578,940.63  | 5,214,999.15   | 0.00         | 2,951,000.85   | 0.00 | 0.00          |
| PS  | 8,166,000.00   | 8,166,000.00   | 8,166,000.00   | 8,166,000.00   | 2,636,058.52  | 2,578,940.63  | 5,214,999.15   | 2,636,058.52  | 2,578,940.63  | 5,214,999.15   | 0.00         | 2,951,000.85   | 0.00 | 0.00          |
| Sub-total II. Automatic Appropriations  | 8,166,000.00   | 8,166,000.00   | 8,166,000.00   | 8,166,000.00   | 2,636,058.52  | 2,578,940.63  | 5,214,999.15   | 2,636,058.52  | 2,578,940.63  | 5,214,999.15   | 0.00         | 2,951,000.85   | 0.00 | 0.00          |
| PS  | 8,166,000.00   | 8,166,000.00   | 8,166,000.00   | 8,166,000.00   | 2,636,058.52  | 2,578,940.63  | 5,214,999.15   | 2,636,058.52  | 2,578,940.63  | 5,214,999.15   | 0.00         | 2,951,000.85   | 0.00 | 0.00          |
| MOOE  | 0.00           | 0.00           | 0.00           | 0.00           | 0.00          | 0.00          | 0.00           | 0.00          | 0.00          | 0.00           | 0.00         | 0.00           | 0.00 | 0.00          |
| FinEx   | 0.00           | 0.00           | 0.00           | 0.00           | 0.00          | 0.00          | 0.00           | 0.00          | 0.00          | 0.00           | 0.00         | 0.00           | 0.00 | 0.00          |
| CO  | 0.00           | 0.00           | 0.00           | 0.00           | 0.00          | 0.00          | 0.00           | 0.00          | 0.00          | 0.00           | 0.00         | 0.00           | 0.00 | 0.00          |
| IV. Reversion of the Unobligated Allotments charged against R.A. Nos. 11465 and 11494 | 0.00           | 0.00           | 0.00           | 0.00           | 0.00          | 0.00          | 0.00           | 0.00          | 0.00          | 0.00           | 0.00         | 0.00           | 0.00 | 0.00          |
| GRAND TOTAL   | 279,290,000.00 | 279,290,000.00 | 269,590,000.00 | 269,590,000.00 | 71,402,370.90 | 53,225,603.81 | 124,627,974.71 | 42,457,972.15 | 64,528,925.49 | 106,986,897.64 | 9,700,000.00 | 144,962,025.29 | 0.00 | 17,641,077.07 |
| PS  | 95,525,000.00  | 95,525,000.00  | 95,525,000.00  | 95,525,000.00  | 27,644,254.59 | 35,946,246.98 | 63,590,501.57  | 27,330,666.74 | 35,113,963.35 | 62,444,830.09  | 0.00         | 31,934,498.43  | 0.00 | 1,145,871.48  |
| MOOE  | 174,065,000.00 | 174,065,000.00 | 174,065,000.00 | 174,065,000.00 | 43,758,116.31 | 17,279,356.83 | 61,037,473.14  | 15,127,305.41 | 29,414,962.14 | 44,542,267.55  | 0.00         | 113,027,526.86 | 0.00 | 16,495,205.59 |
| CO  | 9,700,000.00   | 9,700,000.00   | 0.00           | 0.00           | 0.00          | 0.00          | 0.00           | 0.00          | 0.00          | 0.00           | 9,700,000.00 | 0.00           | 0.00 | 0.00          |
| Recapitulation by OO:   |                |                |                |                |               |               |                |               |               |                |              |                |      |               |
| I. Agency Specific Budget   | 117,317,000.00 | 117,317,000.00 | 117,317,000.00 | 117,317,000.00 | 20,782,625.98 | 29,156,454.39 | 49,939,080.37  | 16,723,227.52 | 28,883,281.75 | 45,606,509.27  | 0.00         | 67,377,919.83  | 0.00 | 4,332,571.10  |
| Ease of Doing Business and Efficient Delivery of Government Services Program          | 117,317,000.00 | 117,317,000.00 | 117,317,000.00 | 117,317,000.00 | 20,782,625.98 | 29,156,454.39 | 49,939,080.37  | 16,723,227.52 | 28,883,281.75 | 45,606,509.27  | 0.00         | 67,377,919.83  | 0.00 | 4,332,571.10  |

This report was generated using the Unified Reporting System on 28/07/2022 09:11 version.FAR1.2.5 ; Status : SUBMITTED


**Certified Correct:**

  
**LEEROY JOHN P. FLORES**  
 Budget Officer III - Chief, Budget Unit  
 Finance and Administrative Office  
 Date: July 28, 2022


**Certified Correct:**

  
**EZRA RYL T. HERNANDEZ, CPA**  
 Accountant III - Chief, Accounting Unit  
 Finance and Administrative Office  
 Date: July 28, 2022

**Recommending Approval:**

  
**UNDERSECRETARY CARLOS F. QUITA**  
 Chief of Staff and Deputy Director General  
 for Administration, Finance, and Special Programs  
 Date: July 28, 2022

**Approved by:**

  
**DDG ERNESTO V. PEREZ**  
 Officer-in-Charge (OIC)  
 Office of the Director General  
 Date: July 28, 2022



OVZwre1269e2