

MONTHLY REPORT OF DISBURSEMENTS
For the month of May 2022

Department: Other Executive Offices
 Agency/Entity: Anti-Red Tape Authority
 Operating Unit: < not applicable >
 Organization Code (UACS): 26 043 000000
 Fund Cluster: 01 Regular Agency Fund


Particulars	Current Year Budget					Prior Year's Budget											Current Year's Accounts Payable					SUB-TOTAL	Trust Liabilities				Grand Total					Remarks
	PS	MOOE	FinEx	CO	TOTAL	Prior Year's Accounts Payable					Current Year's Accounts Payable					TOTAL	PS	MOOE	CO	TOTAL	PS		MOOE	FinEx	CO	TOTAL						
						PS	MOOE	FinEx	CO	Sub-Total	PS	MOOE	FinEx	CO	Sub-Total																	
1	2	3	4	5	6=(2+3+4+5)	7	8	9	10	11=(7+8+9+10)	12	13	14	15	16=(12+13+14+15)	17=(11+16)	18=(6+17)	19	20	21	22=(19+20+21)	23	24	25	26	27=(23+24+25+26)	28					
CASH DISBURSEMENTS	17,729,168.63	11,336,035.23	0.00	0.00	29,065,203.86	0.00	0.00	0.00	0.00	0.00	12,434.96	117,476.85	0.00	0.00	129,911.81	129,911.81	29,195,115.67	0.00	0.00	0.00	0.00	17,741,603.59	11,453,512.08	0.00	0.00	29,195,115.67	0.00					
Notice of Cash Allocation (NCA)	17,729,168.63	11,336,035.23	0.00	0.00	29,065,203.86	0.00	0.00	0.00	0.00	0.00	12,434.96	117,476.85	0.00	0.00	129,911.81	129,911.81	29,195,115.67	0.00	0.00	0.00	0.00	17,741,603.59	11,453,512.08	0.00	0.00	29,195,115.67	0.00					
MDS Checks Issued	171,283.99	3,081,133.00	0.00	0.00	3,252,416.99	0.00	0.00	0.00	0.00	0.00	800.00	0.00	0.00	0.00	800.00	800.00	3,253,216.99	0.00	0.00	0.00	0.00	172,083.99	3,081,133.00	0.00	0.00	3,253,216.99	0.00					
Advice to Debit Account	17,557,884.64	8,254,902.23	0.00	0.00	25,812,786.87	0.00	0.00	0.00	0.00	0.00	11,634.96	117,476.85	0.00	0.00	129,111.81	129,111.81	25,941,898.68	0.00	0.00	0.00	0.00	17,569,519.60	8,372,379.08	0.00	0.00	25,941,898.68	0.00					
Notice of Transfer Allocations (NTA)	0.00	0.00	0.00	0.00	0.00	0.00	0.00	0.00	0.00	0.00	0.00	0.00	0.00	0.00	0.00	0.00	0.00	0.00	0.00	0.00	0.00	0.00	0.00	0.00	0.00	0.00	0.00	0.00				
MDS Checks Issued	0.00	0.00	0.00	0.00	0.00	0.00	0.00	0.00	0.00	0.00	0.00	0.00	0.00	0.00	0.00	0.00	0.00	0.00	0.00	0.00	0.00	0.00	0.00	0.00	0.00	0.00	0.00	0.00	0.00			
Advice to Debit Account	0.00	0.00	0.00	0.00	0.00	0.00	0.00	0.00	0.00	0.00	0.00	0.00	0.00	0.00	0.00	0.00	0.00	0.00	0.00	0.00	0.00	0.00	0.00	0.00	0.00	0.00	0.00	0.00	0.00			
Working Fund for FAPs	0.00	0.00	0.00	0.00	0.00	0.00	0.00	0.00	0.00	0.00	0.00	0.00	0.00	0.00	0.00	0.00	0.00	0.00	0.00	0.00	0.00	0.00	0.00	0.00	0.00	0.00	0.00	0.00	0.00			
Cash Disbursement Ceiling (CDC)	0.00	0.00	0.00	0.00	0.00	0.00	0.00	0.00	0.00	0.00	0.00	0.00	0.00	0.00	0.00	0.00	0.00	0.00	0.00	0.00	0.00	0.00	0.00	0.00	0.00	0.00	0.00	0.00	0.00			
TOTAL CASH DISBURSEMENTS	17,729,168.63	11,336,035.23	0.00	0.00	29,065,203.86	0.00	0.00	0.00	0.00	0.00	12,434.96	117,476.85	0.00	0.00	129,911.81	129,911.81	29,195,115.67	0.00	0.00	0.00	0.00	17,741,603.59	11,453,512.08	0.00	0.00	29,195,115.67	0.00					
NON-CASH DISBURSEMENTS	1,129,424.29	308,670.70	0.00	0.00	1,438,094.99	0.00	0.00	0.00	0.00	0.00	0.00	0.00	0.00	0.00	0.00	0.00	1,438,094.99	0.00	0.00	0.00	0.00	1,129,424.29	308,670.70	0.00	0.00	1,438,094.99	0.00					
Tax Remittance Advices Issued (TRA)	1,129,424.29	308,670.70	0.00	0.00	1,438,094.99	0.00	0.00	0.00	0.00	0.00	0.00	0.00	0.00	0.00	0.00	0.00	1,438,094.99	0.00	0.00	0.00	0.00	1,129,424.29	308,670.70	0.00	0.00	1,438,094.99	0.00					
Non-Cash Availment Authority (NCAA)	0.00	0.00	0.00	0.00	0.00	0.00	0.00	0.00	0.00	0.00	0.00	0.00	0.00	0.00	0.00	0.00	0.00	0.00	0.00	0.00	0.00	0.00	0.00	0.00	0.00	0.00	0.00	0.00				
Disbursements effected through outright deductions from claims (please specify...)	0.00	0.00	0.00	0.00	0.00	0.00	0.00	0.00	0.00	0.00	0.00	0.00	0.00	0.00	0.00	0.00	0.00	0.00	0.00	0.00	0.00	0.00	0.00	0.00	0.00	0.00	0.00	0.00	0.00			
Overpayment of expenses(e.g. personnel benefits)	0.00	0.00	0.00	0.00	0.00	0.00	0.00	0.00	0.00	0.00	0.00	0.00	0.00	0.00	0.00	0.00	0.00	0.00	0.00	0.00	0.00	0.00	0.00	0.00	0.00	0.00	0.00	0.00	0.00			
Restitution for loss of government property	0.00	0.00	0.00	0.00	0.00	0.00	0.00	0.00	0.00	0.00	0.00	0.00	0.00	0.00	0.00	0.00	0.00	0.00	0.00	0.00	0.00	0.00	0.00	0.00	0.00	0.00	0.00	0.00	0.00			
Liquidated damages and similar claims (e.g. TEF, BTR, Docs Stamp, etc.)	0.00	0.00	0.00	0.00	0.00	0.00	0.00	0.00	0.00	0.00	0.00	0.00	0.00	0.00	0.00	0.00	0.00	0.00	0.00	0.00	0.00	0.00	0.00	0.00	0.00	0.00	0.00	0.00	0.00			
TOTAL NON-CASH DISBURSEMENTS	1,129,424.29	308,670.70	0.00	0.00	1,438,094.99	0.00	0.00	0.00	0.00	0.00	0.00	0.00	0.00	0.00	0.00	0.00	1,438,094.99	0.00	0.00	0.00	0.00	1,129,424.29	308,670.70	0.00	0.00	1,438,094.99	0.00					
GRAND TOTAL	18,858,592.92	11,644,705.93	0.00	0.00	30,503,298.85	0.00	0.00	0.00	0.00	0.00	12,434.96	117,476.85	0.00	0.00	129,911.81	129,911.81	30,633,210.66	0.00	0.00	0.00	0.00	18,871,027.88	11,762,182.78	0.00	0.00	30,633,210.66	0.00					


SUMMARY

Particulars	Previous Report	This Month	As at Date
(1)	(2)	(3)	(4)
Total Disbursement Authorities Received	83,671,304.47	27,443,094.99	111,114,399.46
NCA	77,567,000.00	26,005,000.00	103,572,000.00
NTA	0.00	0.00	0.00
Working Fund	0.00	0.00	0.00
TRA	6,104,304.47	1,438,094.99	7,542,399.46
CDC	0.00	0.00	0.00
NCAA	0.00	0.00	0.00
Less: Notice of Transfer of Allocations (NTA)* issued	0.00	0.00	0.00
Total Disbursement Authorities Available	83,671,304.47	27,443,094.99	111,114,399.46
Less:	0.00	0.00	0.00
Lapsed NCA	941.01	0.00	941.01
Disbursements	75,327,035.28	30,633,210.66	105,960,245.94
Less: Other Non-Cash Disbursements	0.00	0.00	0.00
Disbursements effected through outright deductions from claims	0.00	0.00	0.00
Overpayment of expenses(e.g. personnel benefits)	0.00	0.00	0.00
Restitution for loss of government property	0.00	0.00	0.00
Liquidated damages and similar claims	0.00	0.00	0.00
Others (e.g. TEF, BTR, Docs Stamp, etc.)	0.00	0.00	0.00
Add/Less: Adjustments (e.g. cancelled/stated checks)	0.00	0.00	0.00
Balance of Disbursement Authorities as at date	8,343,328.18	(3,190,115.67)	5,153,212.51
Total Disbursements Program	83,671,304.47	27,443,094.99	111,114,399.46
Less: *Actual Disbursements	75,327,035.28	30,633,210.66	105,960,245.94
(Over)/Under spending	8,344,269.19	(3,190,115.67)	5,154,153.52

Notes: * The use of NTA is disallowed
 Notes: ** Amounts should tally with the grand total disbursement (column 27).

Certified Correct:



EZRA IRYL T. HERNANDEZ
 Chief, Accountant
 Date: June 8, 2022

Digitally signed by
 Quilala Rabindranath
 Pablo
 DN: cn=Quilala
 Rabindranath Pablo,
 ou=Finance and
 Administrative Office,
 o=Anti-Red Tape
 Authority, c=PH
 Recommending Approval:

RABINDRANATH P. QUILALA
 Director IV, Finance and Administrative Office
 Date: June 8, 2022



OV0PKWcca628

Approved By:


UNDERSECRETARY CARLOS F. QUITA
 Chief of Staff and Deputy Director General for Administration,
 Finance and Special Programs
 Date: June 8, 2022